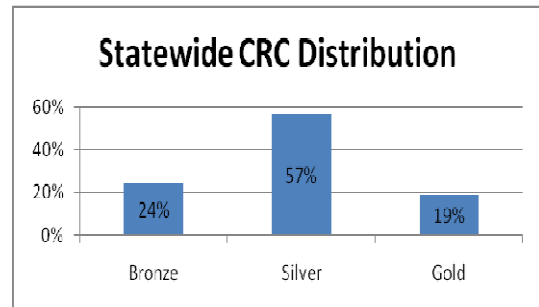




A Portable Workplace Credential
Proving North Carolina's Skilled
Workforce to Employers
www.crcnc.org

North Carolina Career Readiness Certification The Year in Review 2010

Thanks to all of the NC CRC partners for your hard work in building North Carolina's skilled workforce with the North Carolina Career Readiness Certificate (NC CRC). Due to your contributions, **North Carolina is now ranked as the 5th highest state in the nation for the number of CRCs issued!** The total of NC CRCs issued as of December 2010 in North Carolina is 66,706. The distribution by certificate level is as follows: Gold- 19%, Silver- 57%, and Bronze- 24%. These percentages are in line with the distribution percentages for the nation, which are Gold-20%, Silver-53%, Bronze-27%. See Regional Partnership charts below for additional detail about distribution across the state. The NC CRC website (www.crcnc.org) also provides real-time workforce development information by using the Talent Pipeline search option.



2010 was an incredible year with the number of individuals who earned an NC CRC increasing by 38% as compared to the NC CRCs earned in 2009 (19,123 in 2009. to 26,386 in 2010). The community colleges and partners did an excellent job of integrating the NC CRC into the JobsNOW "12 in 6" initiative programs. 7,423 CRCs were issued through the JobsNOW training programs. The **Performance Incentive Grant** provided an essential source of funds for individuals in need of assistance to earn a NC Career Readiness Certificate. Over 8,200 individuals earned an NC CRC with funding provided by the Performance Incentive Grant. These funds are available through June 30, 2011.

There are approximately 150 high schools providing students with an opportunity to earn an NC CRC and over 250 employers across the state recognizing the NC CRC as value-added or requiring the NC CRC for employment. The NC Career Readiness Certificate is integrated into all areas of the community college programs including Basic Skills, Continuing Education, and Curriculum. The certificate is used in some programs as a pre-requisite and is part of the instruction in other programs. Other state agencies such as Vocational Rehabilitation and the Department of Corrections have found the NC CRC to be a credential that provides an "extra edge" for their clients. The year 2010 saw the debut of the first annual combined NC CRC/ HRD Training Academy with a fantastic sharing of information and best practices.

The type of employers recognizing the NC CRC is increasing and continuing to diversify. The highest prevalence of use is currently in the following industries: Manufacturing and Advanced Manufacturing, Employment and Staffing Agencies, Health Care Facilities, and Public Safety organizations.

The 4th quarter 2010 CRC rankings by community college service area are available on www.crcnc.org. Click on Presentations and scroll down to 2010 Fourth Quarter CRC Standings. Please note that there are several worksheets included in the spreadsheet.

An Economic and Workforce Development Initiative in partnership with the North Carolina Community College System and JobLink Career Centers

February 2011

Congratulations to the top 10 areas of the state with the highest number of individuals earning a North Carolina Career Readiness Certificate as of December 2010:

TOP 10 Colleges in North Carolina – CRCs Awarded

College	Total	Bronze	Silver	Gold
Wayne Community College	6168	1544	3594	1030
Rowan-Cabarrus Community College*	4480	776	2521	1183
Guilford Technical Community College	3942	992	2123	827
Robeson Community College	3295	908	1962	425
Gaston Community College*	2957	716	1662	579
Lenoir Community College	2908	889	1656	353
Randolph Community College	2302	508	1334	460
Richmond Community College*	2284	566	1385	333
Cleveland Community College	1945	423	1171	351
Davidson Community College*	1818	407	1062	349

Source: www.crcnc.org, Talent Pipeline

*more than one county in service area.

TOP 10 Counties in North Carolina – CRCs Awarded

College	Total	Bronze	Silver	Gold
Wayne	6168	1544	3594	1030
Guilford	3940	997	2122	821
Robeson	3294	911	1962	421
Rowan	3218	586	1854	778
Lenoir	2356	709	1357	290
Randolph	2308	510	1339	459
Gaston	2283	569	1291	423
Cleveland	1948	423	1174	351
Davidson	1613	368	940	305
Iredell	1580	329	912	339

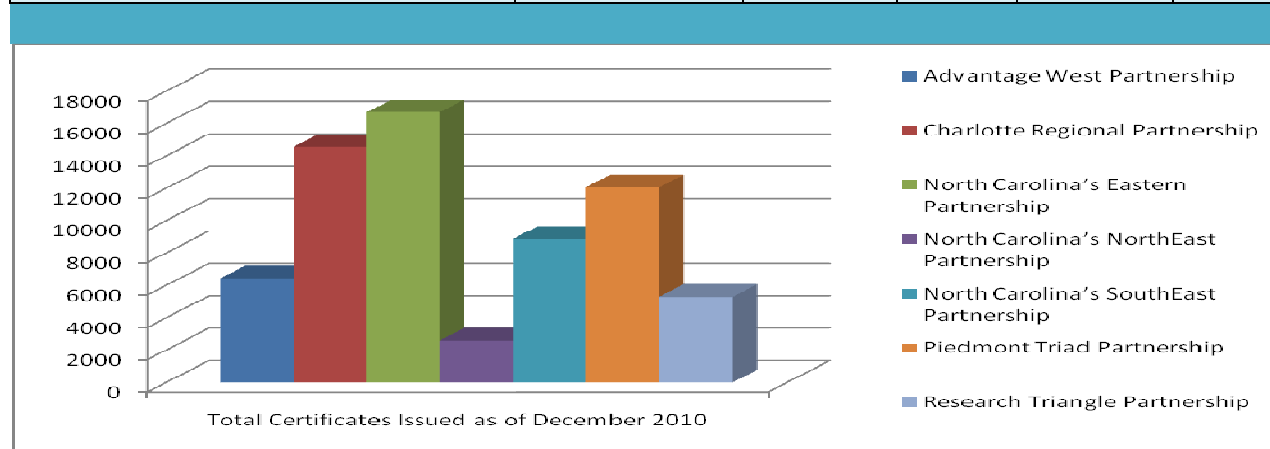
The North Carolina Workforce Development Boards partner with the local community colleges to provide NC CRC support and funding.

Workforce Board	% of Certificates Issued	Workforce Board	% of Certificates Issued
Cape Fear	1.4%	Lumber River	8.1%
Capital Area	2.4%	Mountain Area	3.4%
Centralina	11.3%	Northeastern	1.4%
Charlotte Mecklenburg	1.8%	Northwestern Piedmont	5%
Cumberland County	1.3%	Pee Dee	2.6%
Davidson Works	2.4%	Region C	4.5%
Durham	1.0%	Region Q	4.0%
Eastern Carolina	18.4%	Regional Partnership	4.0%
Gaston County	3.4%	Southwestern	1.6%
Guilford County	5.9%	Triangle South	1.8%
High Country	1.5%	Turning Point	5.4%
Kerr-Tar	3.6%	Western Piedmont	4.0%

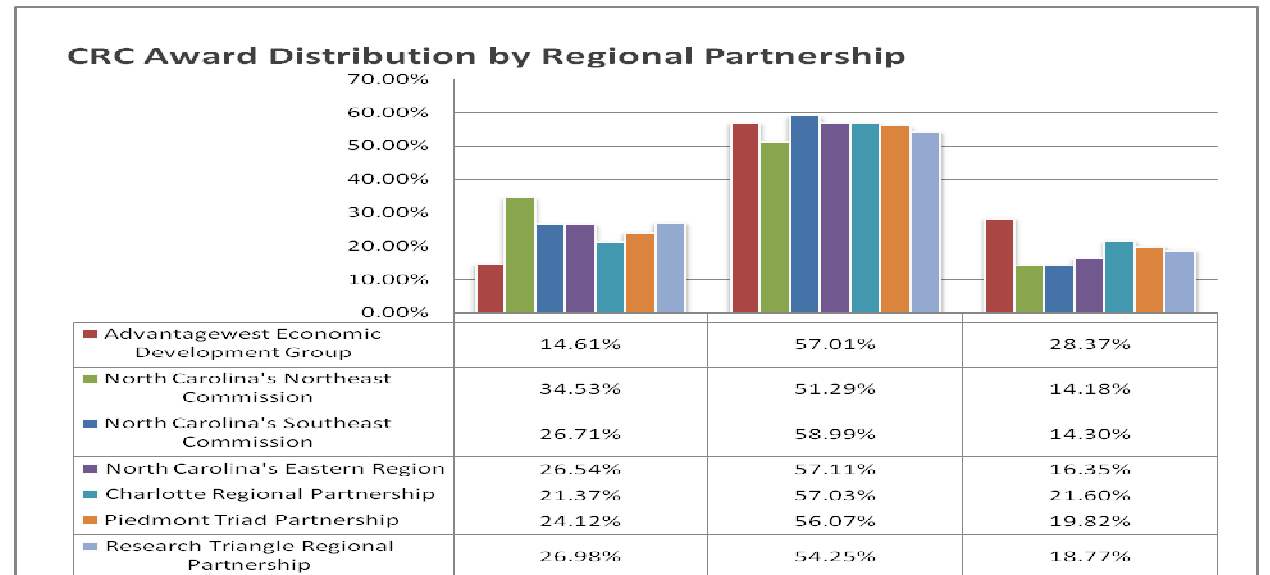
An Economic and Workforce Development Initiative in partnership with the North Carolina Community College System and JobLink Career Centers

The data below details the progress of the NC Career Readiness Certificate across the state by Economic Development Regions.

Economic Development Region	Total Certificates Issued as of December 2010	% of Total Certificates in State	Bronze	Silver	Gold
Advantage West Partnership	6439	10%	941	3671	1827
Charlotte Regional Partnership	14561	22%	3112	8304	3145
North Carolina's Eastern Partnership	16833	25%	4467	9613	2753
North Carolina's Northeast Partnership	2589	4%	894	1328	367
North Carolina's Southeast Partnership	8892	13%	2375	5245	1272
Piedmont Triad Partnership	12091	18%	2916	6779	2396
Research Triangle Partnership	5301	8%	1430	2876	995



It is interesting to note the certificate level distribution of NC CRCs across the state. All areas show that slightly over 50% of certificates issued are at the Silver level. The Bronze and Gold percentages are fairly consistent in most areas, with the exception being Advantage West with 28% Gold and the Northeast Commission with 34% Bronze.



An Economic and Workforce Development Initiative in partnership with the North Carolina Community College System and JobLink Career Centers